

 ICOM



HF/VHF/UHF  
ALL MODE TRANSCEIVER

# IC-7000



Icom Inc.


# The technical properties and advantages of IF DSP found in our leading base station models now offers its superior advantages on mobile HF, 50MHz 144MHz and 430/440 MHz bands.

## DSP

First in its class, IF DSP model

### IF DSP — First in its class

Digital IF filter, manual notch filter, digital twin PBT and more. The latest digital features are incorporated in this compact radio from two DSP chips that deliver superior processing performance. Of course, those features work on all ham bands, from HF to the 70cm band.



### AGC loop performance controlled by DSP

You will never experience AGC pumping from a signal filtered out by the DSP system. The digital IF filter and manual notch filter are inside the AGC loop, so you will not encounter AGC blocking. The AGC time constants are flexibly adjustable from slow, middle, fast (or AGC-off) for each operating mode.



AGC time constant setting

### Digital IF filters

All the filters you want at your fingertips! You will never have to purchase "Optional" filters as the IC-7000 has adjustable digital filters. You just dial in the width you want and select whether you want a sharp or soft filter shape for SSB and CW modes. Then to pull-in the the weak ones, with a quick turn of the concentric twin PBT knobs, you can either narrow the IF passband, or shift the entire passband to eliminate the QRM.

Mode	Passband width range
SSB	50–500Hz; 50Hz step
	600Hz–3.6kHz; 100Hz step
CW	50–500Hz; 50Hz step
	600Hz–3.6kHz; 100Hz step
RTTY	50–500Hz; 50Hz step
	600Hz–2.7kHz; 100Hz step
AM	200Hz–10kHz; 200Hz step
FM	7/10/15kHz; fixed step
WFM	280kHz; fixed



IF filter setting

### 2-point MNF (Manual notch filter)

Pull out the weak signals in crowded band conditions with Icom's NEW two-point MNF (manual notch filter). Apply 70 dB of rejection to two signals at once! Notch width is adjustable – wide, medium, and narrow – and an auto-tuning notch filter is available, too.



Manual notch filter

### Digital noise reduction

Noise reduction reduces background noise and improves signal-to-noise ratio. The noise reduction level is adjustable in 16 steps. It improves the readability of voice and data signals.

### Digital noise blanker

The noise blanker reduces pulse-type noise such as engine ignition and sparking. The NB level and width (blanking duration) are adjustable in 100 steps.



HF/VHF/UHF ALL MODE TRANSCEIVER

# IC-7000

## Performance

Basic performance exceeds your expectations

### 35W output in 70cm band

High power MOS-FET amps supply 35W output power on 430/440MHz band as well as 100W on HF/50MHz bands and 50W on 144MHz. It provides stable, high quality output with low IMD and low spurious emissions even during high duty cycle and extended operation.



MOS FET PA units

### High stability crystal unit

The IC-7000 incorporates a high-stability master oscillator, providing 0.5ppm (–0°C to +50°C). A must for data mode operation.

### DDS (Direct digital synthesizer) circuit

Icom's original DDS (Direct digital synthesizer) circuit improves the C/N ratio, providing a clear, clean transmit signal in all bands.



Icom original DDS circuit

### Compact, all in one package

The IC-7000 sheds 20mm (0.79 in) of depth compared with the IC-706MKIIG. It's compact body is easy for carrying outdoors or mobile operation.



# Function

## Practical functions and operations

### User-friendly key allocation

Eight of the most-used radio functions such as NB, NR, MNF, and ANF are controlled by dedicated function keys grouped around the display for easy visibility. One quick touch turns the function on and off. A longer touch activates adjustment of the function's setting.



8 direct access buttons

### 2.5 inch color TFT display

The 2.5 inch color TFT display presents numbers and indicators in bright, concentrated colors for easy recognition. You can choose from 3 background colors and 2 font styles to suit your preference, in addition to a large operating frequency readout. And more, the Video output jack on the rear panel allows you to view a magnified display on an external monitor\*.

\* 3.5(d) mm monaural cable is required for connection.



Negative type



Color type



Positive type

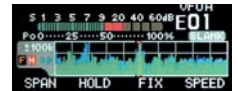


### SSB transmit bandwidth adjustable

The SSB transmit bandwidth is selectable from 100, 200, 300, 500Hz at the high-pass edge, and 2500, 2700, 2800, 2900Hz at the low-pass edge respectively. 3 types of high and low combinations can be set in the quick set mode.

### 2-mode band scope

The band scope function lets you watch conditions around the band and visually assists in finding other stations. In center mode the band scope range is centered on the receiving frequency ( $\pm 10\text{kHz}$  to  $\pm 250\text{kHz}$ ). In Fixed mode the band scope sweeps a fixed range.



Fixed mode band scope

### Multi function meter and SWR graphic display

The IC-7000 displays power level, SWR\*, ALC and compression level of the speech compressor. The SWR graphic display\* is useful for tuning antennas. The measuring step is selectable from 10/50/100/500kHz steps and the number of measuring steps is adjustable from 3 to 13 steps. (\* HF/50MHz band only)



Multimeter screen

### Digital voice recorder (DVR)

Record your callsign, CQ, or other information in 4 transmit playback memories with alphanumeric labels. A total of 90 seconds is available for the four memories. A front panel REC control allows you to record incoming signals for up to 25 minutes (99 channels)\*. The DVR makes portable contesting or mini-expeditions a breeze!

\* Up to 120 seconds per channel



Voice RX memory

### Built-in RTTY demodulator

The RTTY demodulator and decoder are built-in. External units and PC are no longer required for decoding. The twin peak audio filter reduces interfering signals overlapping the tones and the tuning indicator helps you zero-in with accurate tuning.



RTTY decode screen

### Remote control microphone, HM-151

The HM-151 has a 10-keypad for quick channel selection. The triple band stacking register memorizes the last three frequencies and modes used on each band. Push the band button once to three times to recall the channel setting. The F-1 and F-2 buttons are programmable as shortcut menus of your often used functions.

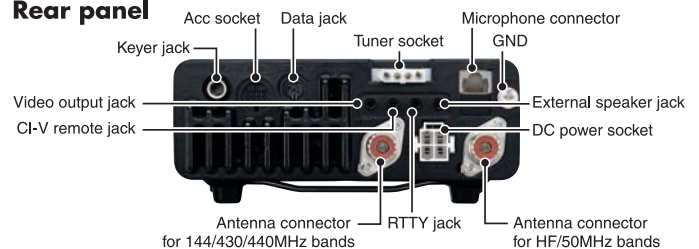


Key illumination

### Other outstanding features

- Front panel separation with optional 3.5m/5m separation cable
- Selectable main dial tension from heavy, light and click
- RF speech compressor controlled by the DSP
- CW full break-in
- CW receive reverse
- CW pitch adjustable
- Tone squelch in FM mode
- 503 memory channels
- Built-in voice synthesizer announces operating frequency, mode and signal strength
- Duplex mode and automatic repeater function
- Transmit monitor
- DTMF monitor
- 1Hz tuning
- VOX
- CI-V interface
- RIT/ATX
- RF/SQL knob
- Large speaker
- Auto TS function
- Thermo control silent cooling fan
- Noise squelch and S-meter squelch
- Preamplifier
- Dial lock
- 20dB attenuator

### Rear panel



## SPECIFICATIONS

### GENERAL

- Frequency coverage (unit: MHz)\*1:
 

Receive	0.030-199.999*2	400.000-470.000*2
Transmit	1.800-1.999	3.500-3.999
	5.255-5.405*2	7.000-7.300
	10.100-10.150	14.000-14.350
	18.068-18.168	21.000-21.450
	24.890-24.990	28.000-29.700
	50.000-54.000	144.000-148.000
	430.000-450.000	

\*1 Showing USA version, frequency coverage depends on version.  
\*2 Some frequency ranges are not guaranteed.

- Mode : USB, LSB, CW, RTTY, AM, FM, WFM (Rx only)
- Number of memory Ch. : 503 (495 regular, 6 scan edges and 2 call)
- Antenna connector : SO-239x2 (for HF/50MHz and 144/430/440MHz bands; 50Ω)
- Temperature range : -10°C to +60°C; +14°F to +140°F
- Frequency stability : Less than ±0.5ppm (0°C to +50°C; +32°F to +122°F)
- Power supply requirement : 13.8V DC ±15%
- Power consumption (approx.):
 

Tx	Max. power	22.0A
Rx	Standby	1.3A
	Max. audio	1.6A
- Dimensions (WxHxD) : 167x58x180 mm; (Projections not included) 6.57x2.28x7.09 in
- Weight (approx.) : 2.3kg; 5.1lb

### TRANSMITTER

- Modulation system :
 

SSB	Digital P.S.N. modulation
AM	Digital low power modulation
FM	Digital phase modulation
- Output power :
 

	HF/50MHz	144MHz	440MHz
SSB/CW/RTTY/FM	2-100W	2-50W	2-35W
AM	1-40W	2-20W	2-14W
- Spurious emissions : Less than -50dB (HF bands)  
Less than -60dB (50MHz band\*)  
Less than -60dB (144/440MHz bands)  
(\* Less than -63dB for EUR versions)
- Carrier suppression : More than 50dB
- Unwanted sideband suppression : More than 50dB
- Microphone connector : 8-pin modular jack (600Ω)

### RECEIVER

- Intermediate frequencies : SSB, CW, RTTY, AM, FM 124.487MHz, 455kHz, 16.15kHz  
WFM 134.732MHz, 10.70MHz
- Sensitivity (Pre-amp: ON) :
 

	0.5-1.8MHz	1.8-29.9MHz	50-54MHz	144/440MHz
SSB/CW	-	0.15μV	0.12μV	0.11μV
AM	13μV	2.0μV	1.0μV	1.0μV
FM	-	0.5μV (28-29.7)	0.25μV	0.18μV
WFM	-	-	10.0μV (76-108MHz)	-

SSB/CW, AM : 10dB S/N, FM, WFM : 12dB SINAD

- Squelch sensitivity (Pre-amp: ON, threshold):
 

SSB	Less than 5.6μV
FM	Less than 0.3μV
- Selectivity (representative value):
 

SSB	More than 2.4kHz/-6dB
(BW: 2.4kHz, sharp)	Less than 3.6kHz/-60dB
CW	More than 500Hz/-6dB
(BW: 500Hz, sharp)	Less than 900Hz/-60dB
RTTY (BW: 350Hz)	More than 360Hz/-6dB
	Less than 650Hz/-60dB
AM (BW: 6kHz)	More than 6.0kHz/-6dB
	Less than 15.0kHz/-60dB
FM (BW: 15kHz)	More than 12.0kHz/-6dB
	Less than 20.0kHz/-60dB
- Spurious and image rejection ratio : More than 70dB (HF/50MHz bands)  
More than 65dB (144/440MHz bands)  
(except 1/2 IF through on 50MHz, IF through on 144MHz)
- AF output power (at 13.8V DC) : More than 2.0W at 10% distortion with an 8Ω load
- EXT SP connector : 2-conductor 3.5 (d) mm (1/8")/8Ω

### Applicable U.S. Military Specifications

Standard	MIL 810 F	
	Method	Procedure
Temperature Shock	503.4	I
Vibration	514.5	I
Shock	516.5	I, IV

Also meets equivalent MIL-STD-810-C, -D and -E.

### Supplied accessories:

- Hand microphone, HM-151
- Microphone hanger
- Electronic keyer plug
- RTTY key plug
- DC power cable
- ACC cable (13-pin)
- Spare fuses

## OPTIONS



**IC-PW1/IC-PW1EURO**  
HF+50MHz 1kW  
HF LINEAR AMPLIFIER

Covers all HF and 50MHz bands, provides clean, stable 1kW output. Automatic antenna tuner and compact detachable controller are standard. 2 exciter inputs are available. (An optional OPC-599 is required.)



**SM-50 DESKTOP MICROPHONE**  
Dynamic microphone.  
(An optional OPC-589 is required.)



**SM-30 DESKTOP MICROPHONE**  
Electret microphone.  
(An optional OPC-589 is required.)  
**SM-20** also can be used with OPC-589.



**AH-2b ANTENNA ELEMENT**  
For mobile operation with the AH-4. All bands between 7-54MHz can be matched.



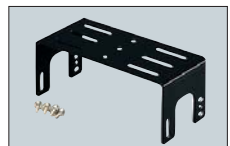
**AH-4 HF+50MHz AUTO-MATIC ANTENNA TUNER**  
Covers 3.5-54MHz with a 7m (23ft) or longer wire antenna.



**AT-180 HF+50MHz AUTO-MATIC ANTENNA TUNER**  
Style and size are matched to the IC-7000.



**HM-151 REMOTE-CONTROL MICROPHONE**  
Same as supplied. For exclusive use with IC-7000 only.



**MB-62 MOBILE MOUNTING BRACKET**  
For mounting the IC-7000 main unit or the AT-180.



**MBF-1 MOUNTING BASE**  
Suction cup mounting base for mounting the detached front panel. The MB-105A is required.



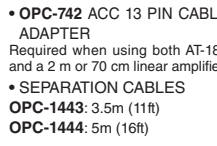
**MB-120 MOUNTING BASE**  
For mounting the detached front panel in a vehicle. The MB-105A is required.



**MB-105A MOBILE MOUNTING BRACKET**  
For mounting the detached front panel.



**OPC-599 CABLE ADAPTER**  
Converts 13-pin ACC connector to 7-pin + 8-pin ACC connector for connection with IC-PW1/EURO.



**PS-126 DC POWER SUPPLY**  
13.8V DC, 25A max. with 4-pin type connector.

**READ ALL INSTRUCTIONS carefully and completely before using the transceiver.**

Some options may not be available in some countries. Please ask your dealer for details.

## Icom Inc.

1-1-32, Kami-minami, Hirano-ku, Osaka 547-0003, Japan Phone: +81 (06) 6793 5302 Fax: +81 (06) 6793 0013

[www.icom.co.jp/world](http://www.icom.co.jp/world)

## Count on us!

### Icom America Inc.

2380 116th Avenue NE,  
Bellevue, WA 98004, U.S.A.  
Phone: +1 (425) 454-8155  
Fax: +1 (425) 454-1509  
E-mail: [sales@icomamerica.com](mailto:sales@icomamerica.com)  
URL: <http://www.icomamerica.com>

### Icom Canada

Glenwood Centre #150-6165 Highway 17,  
Delta, B.C., V4K 5B8, Canada  
Phone: +1 (604) 952-4266  
Fax: +1 (604) 952-0090  
E-mail: [info@icomcanada.com](mailto:info@icomcanada.com)  
URL: <http://www.icomcanada.com>

### Icom (Australia) Pty. Ltd.

Unit 1 / 103 Garden Road,  
Clayton, VIC 3168 Australia  
Phone: +61 (03) 9549 7500  
Fax: +61 (03) 9549 7505  
E-mail: [sales@icom.net.au](mailto:sales@icom.net.au)  
URL: <http://www.icom.net.au>

### Icom New Zealand

146A Harris Road, East Tamaki,  
Auckland, New Zealand  
Phone: +64 (09) 274 4062  
Fax: +64 (09) 274 4708  
E-mail: [inquiries@icom.co.nz](mailto:inquiries@icom.co.nz)  
URL: <http://www.icom.co.nz>

### Icom (Europe) GmbH

Communication Equipment  
Auf der Krautweide 24  
65812 Bad Soden am Taunus, Germany  
Phone: +49 (6196) 76685-0  
Fax: +49 (6196) 76685-50  
E-mail: [info@icom-europe.com](mailto:info@icom-europe.com)  
URL: <http://www.icomeurope.com>

### Icom Spain S.L.

Ctra. Rubi, No. 89 "Edificio Can Castanyer"  
Baños A 08174, Sant Cugat del Valles,  
Barcelona, Spain  
Phone: +34 (93) 590 26 70  
Fax: +34 (93) 589 04 46  
E-mail: [icom@icomspain.com](mailto:icom@icomspain.com)  
URL: <http://www.icomspain.com>

### Icom (UK) Ltd.

Blacksole House, Altira Park,  
Herne Bay, Kent, CT6 6GZ, U.K.  
Phone: +44 (01227) 741741  
Fax: +44 (01227) 741742  
E-mail: [info@icomuk.co.uk](mailto:info@icomuk.co.uk)  
URL: <http://www.icomuk.co.uk>

### Icom France s.a.s.

Zac de la Plaine,  
1 Rue Brindejonc des Moulinais, BP 45804,  
31505 Toulouse Cedex 5, France  
Phone: +33 (5) 61 36 03 03  
Fax: +33 (5) 61 36 03 00  
E-mail: [icom@icom-france.com](mailto:icom@icom-france.com)  
URL: <http://www.icom-france.com>

### Icom Polska

81-850 Sopot, ul. 3 Maja 54, Poland  
Phone: +48 (58) 650 7135  
Fax: +48 (58) 551 0484  
E-mail: [icompolksa@icompolksa.com.pl](mailto:icompolksa@icompolksa.com.pl)  
URL: <http://www.icompolksa.com.pl>

### Asia Icom Inc.

6F No. 68, Sec. 1 Cheng-Teh Road,  
Taipei, Taiwan, R.O.C.  
Phone: +886 (02) 2559 1899  
Fax: +886 (02) 2559 1874  
E-mail: [sales@asia-icom.com](mailto:sales@asia-icom.com)  
URL: <http://www.asia-icom.com>

Your local distributor/dealer: